

## **Online Registration & Claiming Access Instructions**

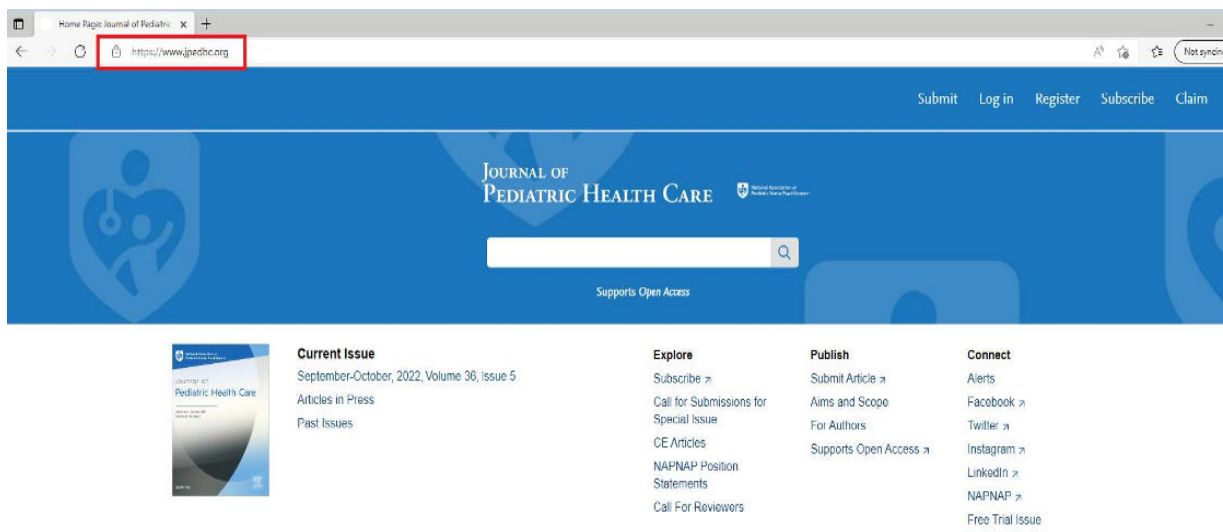
**Journal Name: Journal of Pediatric Health Care**

**Society Name: National Association of Pediatric Nurse Practitioners (NAPNAP)**

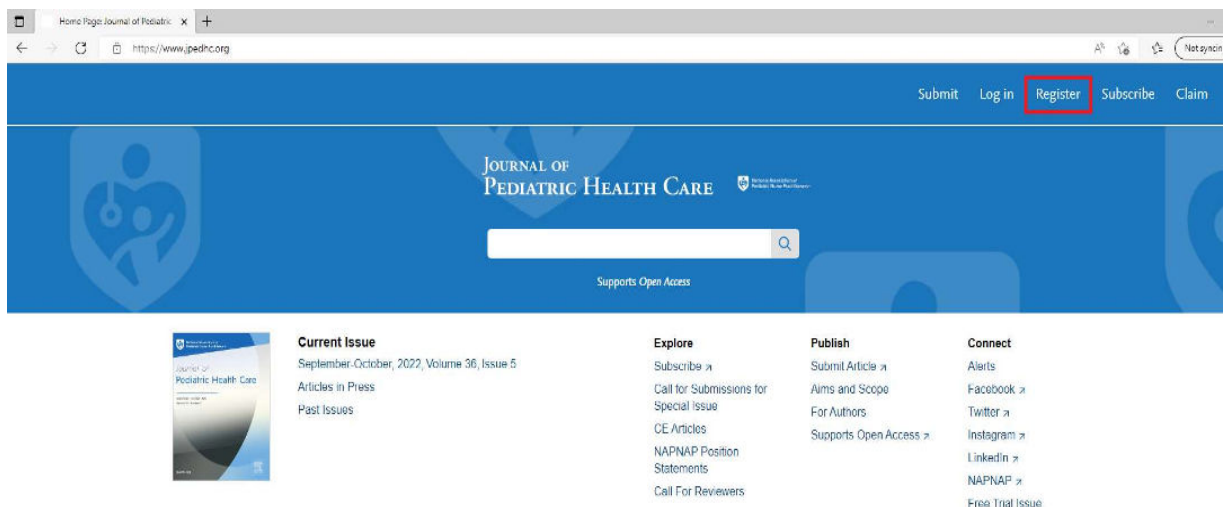
### **Registration Instructions & Claiming Access**

[Existing users can instantly login with your credentials and access the Journal]

1. Go to the **Journal page** [Home Page: Journal of Pediatric Health Care \(jpedhc.org\)](https://www.jpnhc.org)  
**\*\*Bookmark the link and save time accessing your subscription on future visits\*\***



2. Click on **"Register"** at the top right of the screen ([If you have already registered, please skip steps 2 & 3](#))



3. Use your **preferred e-mail ID** \_\_\_\_\_, enter all the requested details and register.

**\*\*Registration is a one-time process\*\***

Journal of Pediatric Health Care x +

← → ↻ https://www.jpedhc.org/action/registration?redirectUri=https%3A%2F%2Fwww.jpedhc.org%2F&directflag=true#step-1

JOURNAL OF PEDIATRIC HEALTH CARE National Association of Pediatric Nurse Practitioners™

Submit Log in Register Subscribe Claim

### Create a Free Account

This one-time registration allows you to customize journal preferences for content updates, article reading lists and more.

Already have an account? Sign In

1 2 3 4

Email Address \*

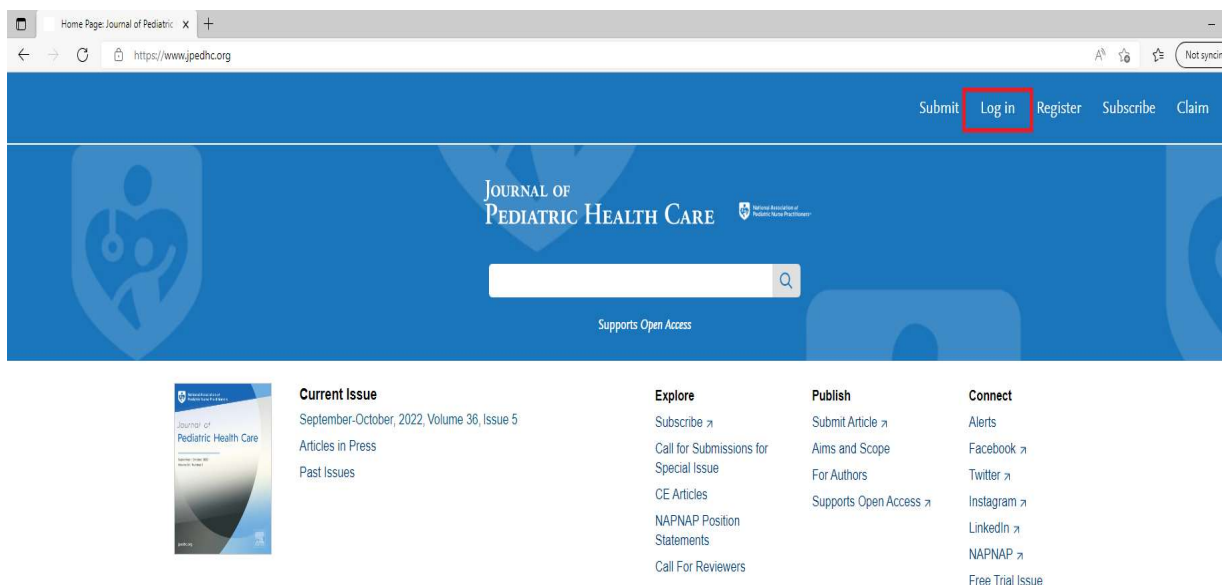
Create Password \* SHOW

5-20 characters, no spaces, case sensitive

> Continue

\* Required

4. Once registered\*\*, Please click on “**Login**” as highlighted in the below screenshot



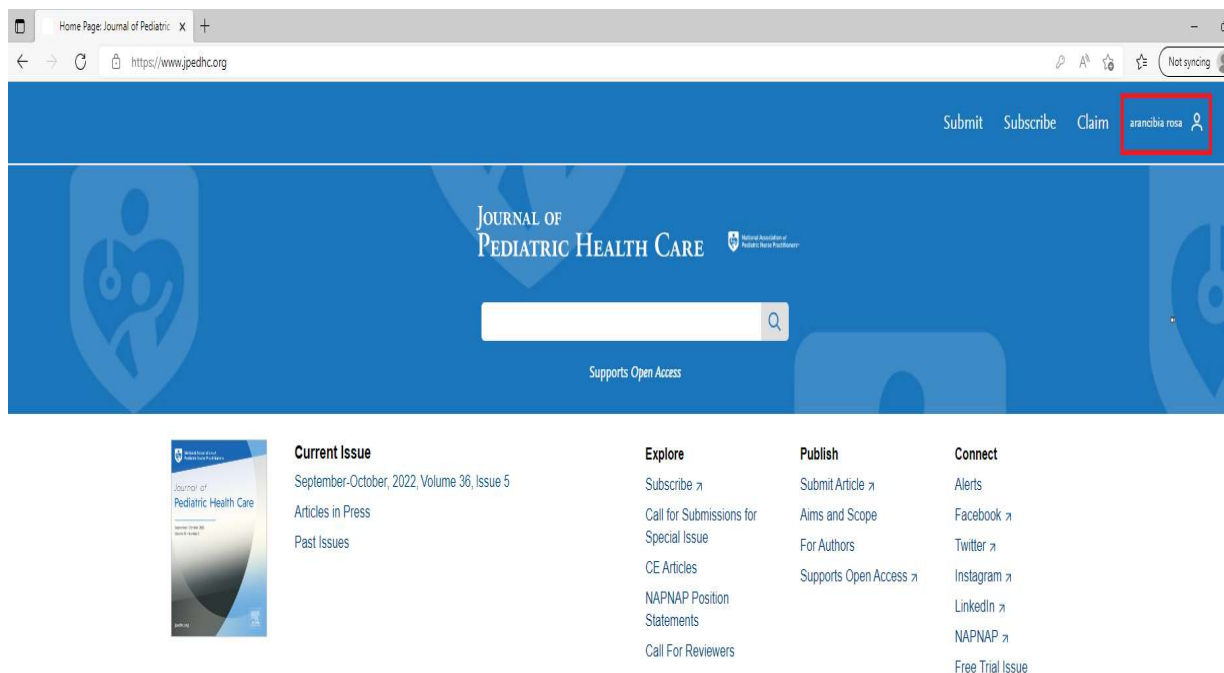
5. Your login credentials are your registered **email ID & Password**

The screenshot shows the homepage of the Journal of Pediatric Health Care. A modal window titled "Login to your account" is centered on the screen, highlighted with a red border. The modal contains the following elements:

- Header: "Login to your account" with a close button (X).
- Form fields: "Email/Username" and "Password".
- Buttons: "SHOW" next to the password field, "Forgot password?", and "Log in".
- Checkboxes: "Remember me" (checked).
- Footer: "Don't have an account? Create a Free Account".

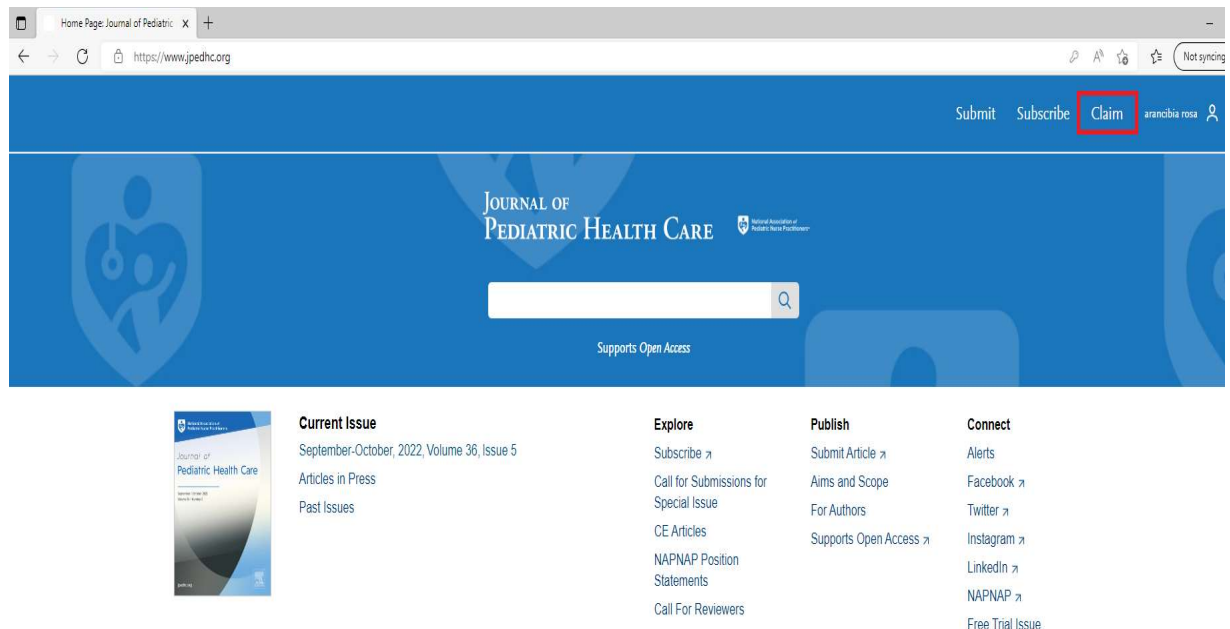
The background of the page shows the journal's logo, navigation links (Submit, Log in, Register, Subscribe, Claim), and sections for "Current Issue" and "Connect".

6. Post Login, your **name** would display as shown in the below screenshot



7. To initiate the claim process, click on **“Claim”**

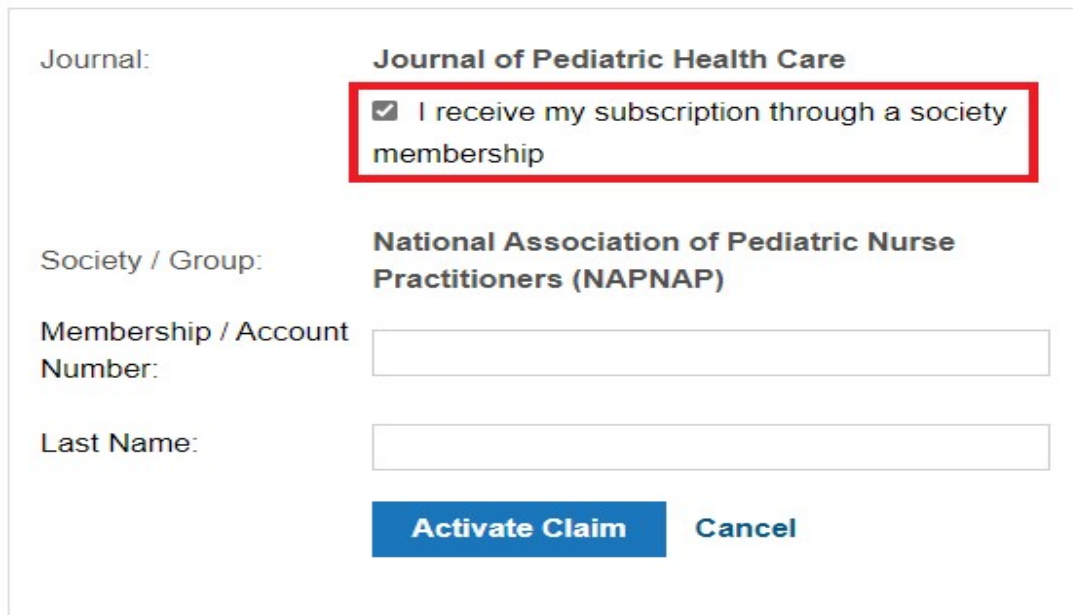
**\*\*Claiming is a one-time process\*\*** (If you have already claimed you can start accessing the Journal online once you logged in and please ignore the below steps)



8. You will be taken to a new screen as shown below

The screenshot shows the 'Claim Online Access' page. At the top, there's a navigation bar with 'Submit', 'Subscribe', and 'Claim' buttons. Below the navigation bar is a large blue banner with the journal's title and a search bar. Underneath the banner, there are four main sections: 'Current Issue', 'Explore', 'Publish', and 'Connect'. The 'Claim Online Access' page is the next screen. It has a title 'Claim Online Access' and a subtitle 'Subscribers: Select an option below. Use your membership or account number to complete the process and claim. Once you click Claim, you're done. Now you can login online or on the go! Need help?'. Below this, there's a text box with instructions: 'If you received a SPECIAL PROMOTIONAL OFFER, please refer to your offer message and enter the Claim Key information in the Account Number field, and enter PROMO in the Last Name field. If you have any questions, please visit our Customer Support site, and see the section on "Claiming Access."'. Below this, there's a link 'Click here if you need help with claiming'. The main form has three fields: 'Journal' (with a dropdown menu), 'Account Number' (with a text input), and 'Last Name' (with a text input). There's a checkbox 'I receive my subscription through a society membership'. Below the form, there are two buttons: 'Activate Claim' and 'Cancel'. To the right of the form, there's a 'Sample print labels' section showing various identifiers, with the 'Account Number' highlighted.

9. **Tick the box** that says, “[I receive my subscription through a society membership](#)” and select the Society name “**National Association of Pediatric Nurse Practitioners (NAPNAP)**”



Journal: **Journal of Pediatric Health Care**

☒ I receive my subscription through a society membership

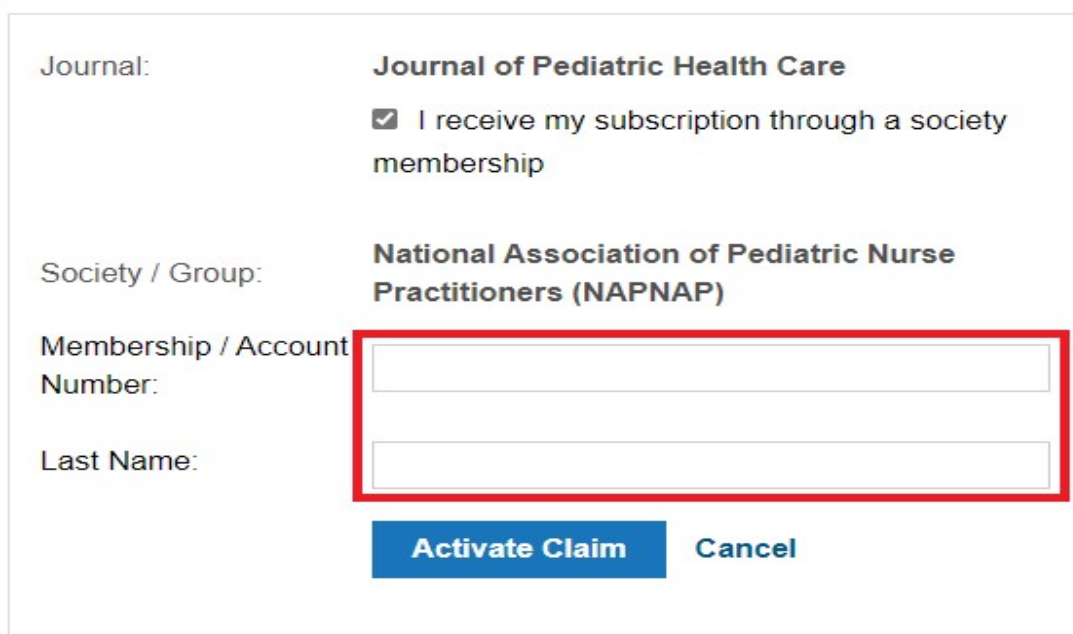
Society / Group: **National Association of Pediatric Nurse Practitioners (NAPNAP)**

Membership / Account Number:

Last Name:

**Activate Claim** **Cancel**

10. You will need to enter your **Member ID** in the “**Membership/Account Number**” Field, and **Last Name** in the **Last Name** field. Finally, click “**Activate Claim**”



Journal: **Journal of Pediatric Health Care**

☒ I receive my subscription through a society membership

Society / Group: **National Association of Pediatric Nurse Practitioners (NAPNAP)**

Membership / Account Number:

Last Name:

**Activate Claim** **Cancel**

11. You will receive a “**Claim Activation Successful**” message and thereby your claiming process is complete.

12. Under the **"My Access"** Tab, you can now check the access you've claimed.



13. You can now start accessing the complete Journal content for

- **National Association of Pediatric Nurse Practitioners (NAPNAP)**

Please contact us at [ussocieties@elsevier.com](mailto:ussocieties@elsevier.com) with a snapshot of the error if you experience any problems accessing the journal's contents so that we can investigate it further.

### ***Points to REMEMBER***

- **Registering to the Journal page is a one-time activity**
- **Claiming access to your subscription is a one-time activity**